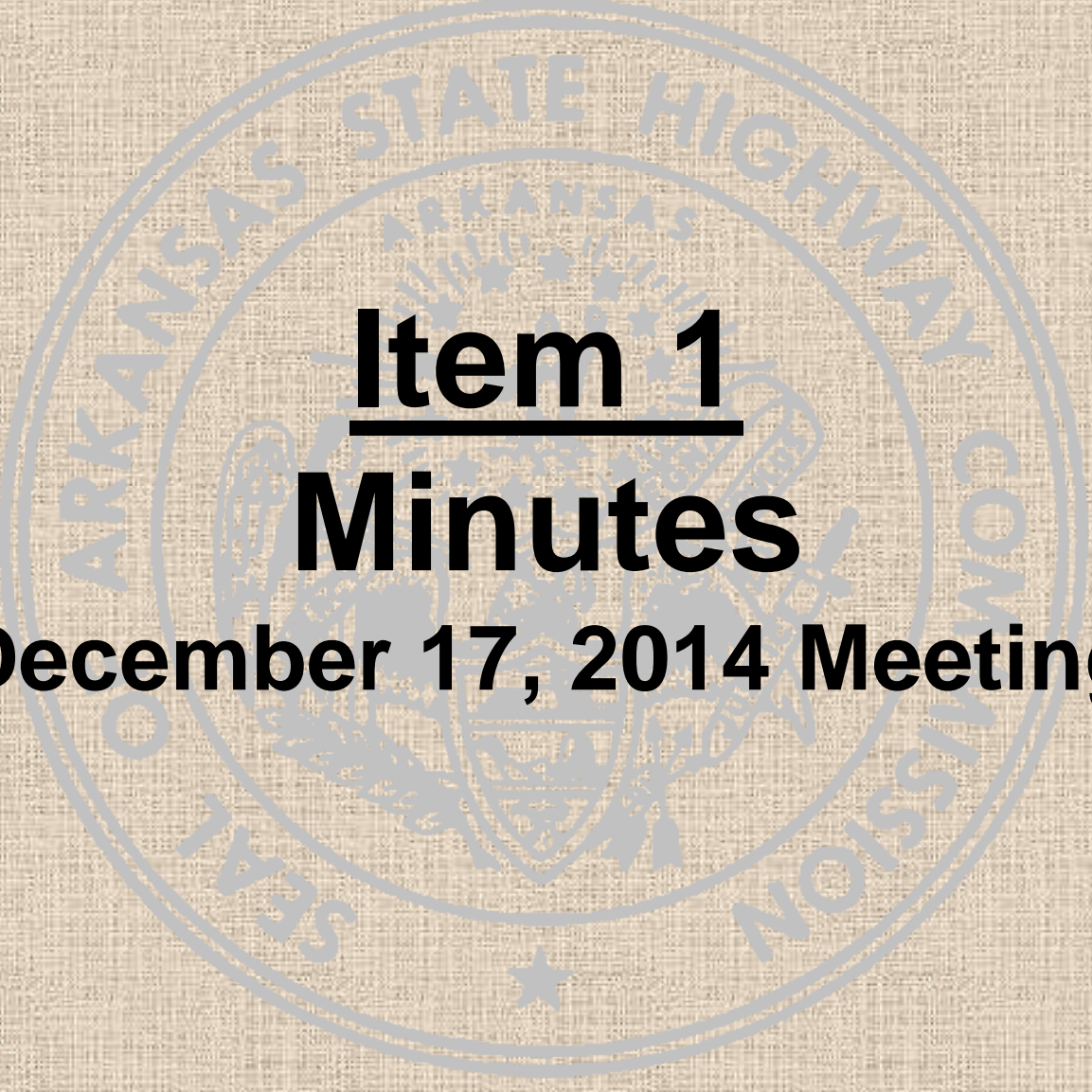




Arkansas State Highway Commission Meeting

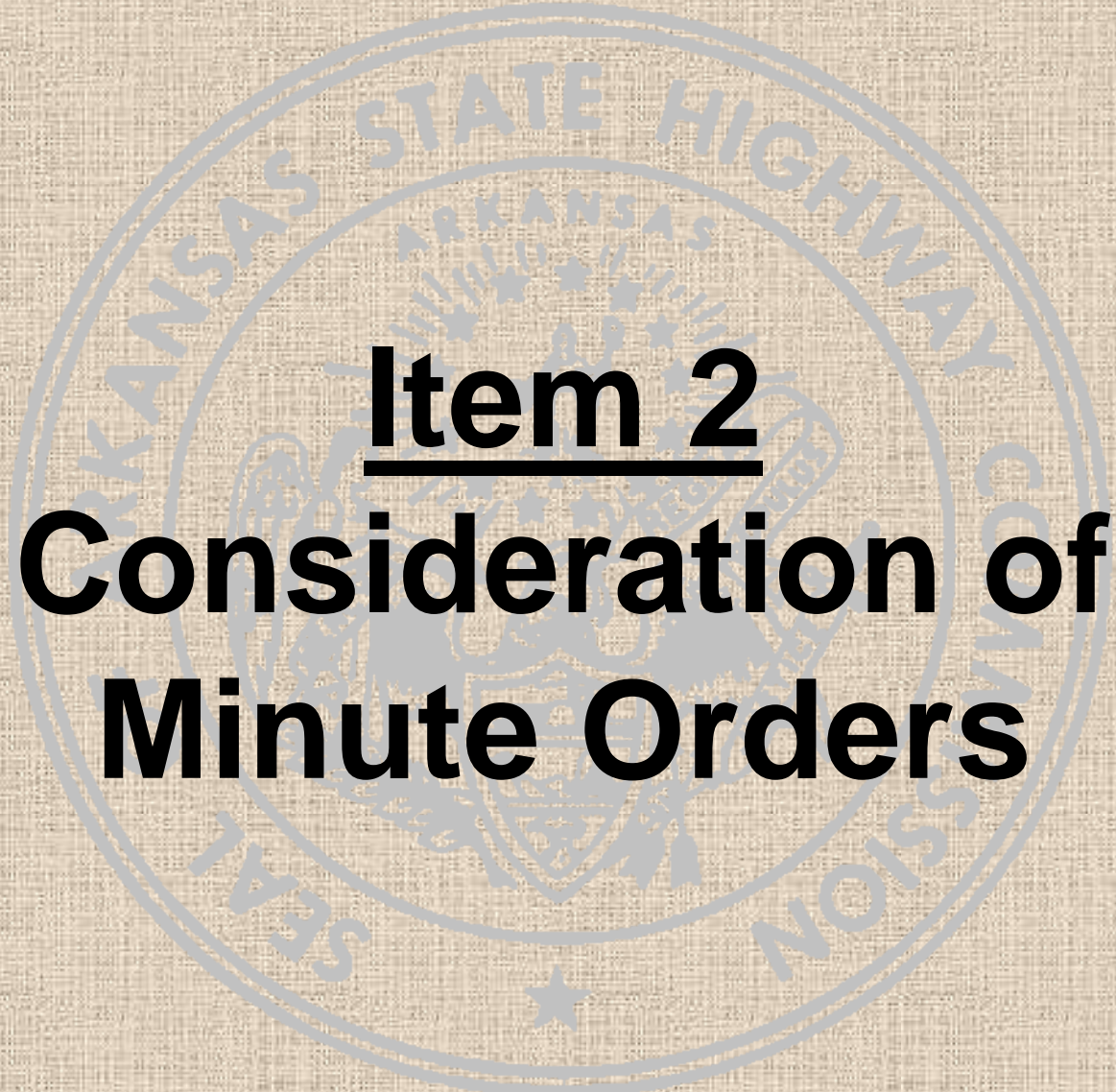
Wednesday, January 28, 2015

The background features a large, faint, circular seal of the Arkansas State Highway Commission. The seal contains the text "ARKANSAS STATE HIGHWAY COMMISSION" around the perimeter and a central emblem with a shield and stars.

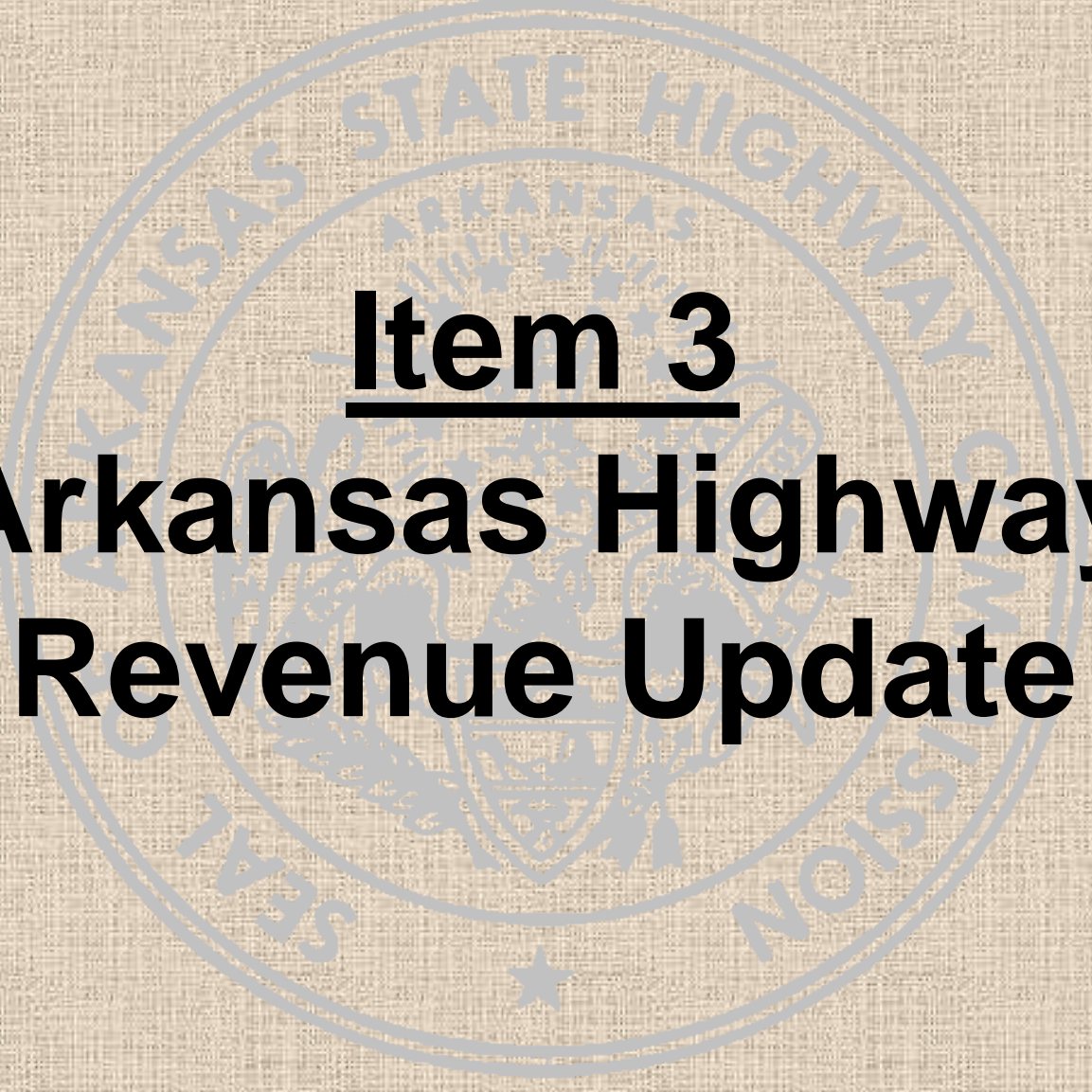
Item 1

Minutes

December 17, 2014 Meeting

The background features a large, faint, circular seal of the Arkansas State Highway Commission. The seal contains the text "ARKANSAS STATE HIGHWAY COMMISSION" around the perimeter and a central emblem with a star and the word "ARKANSAS".

Item 2
**Consideration of
Minute Orders**



Item 3
**Arkansas Highway
Revenue Update**

December 2014 Revenues and Consumption

July - December	FY 2014	FY 2015	Variance	% Change
Motor Fuels Tax	\$134.9	\$136.1	\$1.2	0.9%
Registration Fees	\$37.9	\$39.7	\$1.8	4.8%
Permits & Penalties	\$8.8	\$9.0	\$0.2	2.3%
Other	\$2.9	\$3.5	\$0.6	20.7%
Total User Revenues	\$184.5	\$188.3	3.8	2.1%
Natural Gas Severance Tax	\$20.5	\$28.2	\$7.7	37.6%
RRA Interest	\$1.6	\$1.4	(\$0.2)	-12.5%
Less: Diesel Tax for Bonds	(\$8.2)	(\$8.2)	(\$0.0)	0.0%
Total Revenues Available	\$198.4	\$209.7	\$11.2	5.7%
Fiscal 2015 Projected vs. Actual July - December	Budget (millions)	Actual (millions)	Variance (millions)	% Variance
Motor Fuels Tax	\$135.4	\$136.1	\$0.7	0.5%
Registration Fees	\$37.9	\$39.7	\$1.8	4.8%
Permits & Penalties	\$8.8	\$9.0	\$0.2	2.3%
Other	\$2.7	\$3.5	\$0.8	29.6%
Total User Revenues	\$184.8	\$188.3	\$3.5	1.9%
Natural Gas Severance Tax	\$20.8	\$28.2	\$7.4	35.6%
RRA Interest	\$1.2	\$1.4	\$0.2	16.7%
Less: Diesel Tax for Bonds	(\$8.3)	(\$8.2)	\$0.1	-1.2%
Total Revenues Available	\$198.5	\$209.7	\$11.2	5.6%
Fuel Consumption in Gallons July-December	FY 2014 (millions)	FY 2015 (millions)	Difference (millions)	% Change
Gasoline	702.3	710	7.8	1.1%
Diesel	301.9	304.2	2.3	0.8%
Total	1,004.2	1,014.3	10.1	1.0%



Arkansas Fuel Consumption

Rolling 12 month Comparison

Fuel	Previous 12 Months (millions)	Current 12 Months (millions)	Variance
Gasoline	1,386,563,031	1,387,306,926	0.05%
Diesel	598,849,431	601,570,298	0.45%
Alternative	774,558	1,023,092	32.09%
Total	1,986,187,020	1,989,900,316	

Fiscal Year 2015 Sales Tax

Mon	Projected Net	Actual Receipts	Variance	Monthly Var.	Annual Var.
Jul	\$13,230,000.00	\$13,583,127.73	\$353,127.73	2.67%	2.67%
Aug	\$13,230,000.00	\$13,913,216.00	\$683,216.00	5.16%	3.92%
Sept	\$13,790,000.00	\$13,760,323.55	\$(29,676.45)	-0.22%	2.50%
Oct	\$12,880,000.00	\$13,774,519.33	\$894,519.33	6.95%	4.07%
Nov	\$13,090,000.00	\$13,352,878.00	\$262,878.00	2.01%	3.27%
Dec	\$14,140,000.00	\$13,859,868.65	(280,131.35)	-1.98%	2.34%
Jan	\$13,580,000.00				
Feb	\$12,530,000.00				
Mar	\$13,930,000.00				
Apr	\$13,930,000.00				
May	\$14,140,000.00				
Jun	\$14,210,000.00				
Total	\$162,680,000.00	\$82,243,933.26	\$1,883,933.26		

Projected Revenue vs. Actual

Since Inception

Projected Net	Actual Receipts	Variance	Variance Percent
\$236,180,000.00	\$233,497,127.76	\$(2,682,872.24)	-1.14%



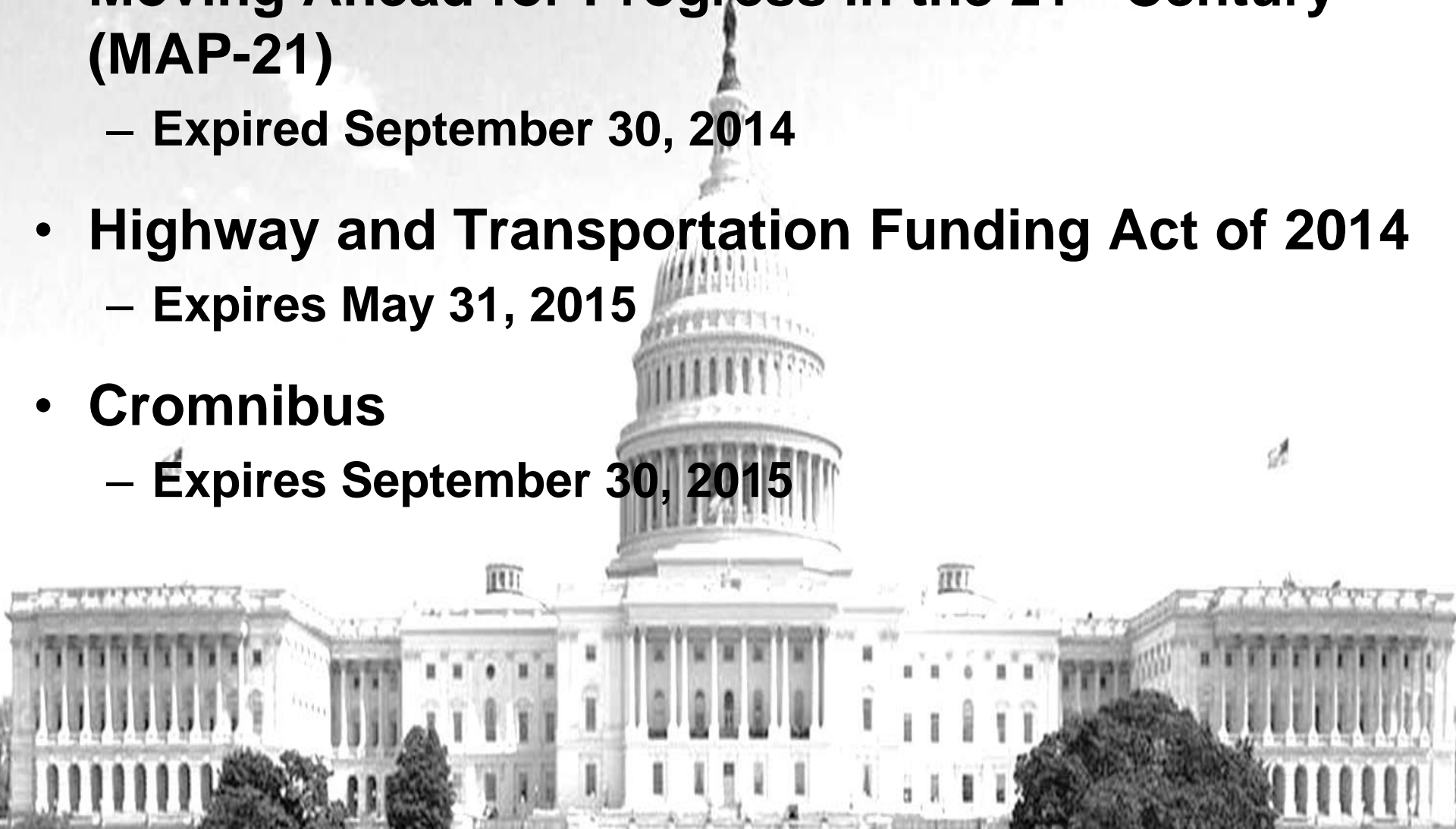
The background of the slide features a large, faint, circular seal of the Arkansas State Highway Commission. The seal contains the text "ARKANSAS STATE HIGHWAY COMMISSION" around the perimeter and a central emblem with a star and the word "ARKANSAS".

Item 4

Federal Highway & Transit Funding Issues

LEGISLATION

- **Moving Ahead for Progress in the 21st Century (MAP-21)**
 - Expired September 30, 2014
- **Highway and Transportation Funding Act of 2014**
 - Expires May 31, 2015
- **Cromnibus**
 - Expires September 30, 2015



LEGISLATION

- **MAP-21 Reauthorization**
 - Legislation Introduced
 - \$1 Trillion Investment over 5 Years
 - \$75 Billion to the Highway Trust Fund
 - No Identification of Funding
 - Backed by
 - American Society of Civil Engineers
 - Laborers' International Union of North America



LEGISLATION

SHENEMAN THE STAR-LEADER

ON
SECOND THOUGHT,
PERHAPS THE
IDEA OF
A GAS TAX
INCREASE HAS
SOME
MERIT.



CAUTION
POTHOLES
AHEAD



LEGISLATION

SIGNIFICANT LOSS OF PURCHASING POWER

Sample of Nominal Prices Relative to Federal Gas Tax, 1993 and 2010

ITEM	UNIT/DESCRIPTION	1993	2010	PERCENT CHANGE
College Tuition	Average Tuition and Required Fees	\$ 3,517	\$ 9,136	160%
Gas	Per Gallon	\$ 1.12	\$ 2.73	144%
Movie Ticket	Average Ticket Price	\$ 4.14	\$ 7.89	91%
House	Median Price	\$ 126,500	\$ 221,800	75%
Bread	Per Pound	\$ 1.08	\$ 1.76	62%
Income	Median Household	\$ 31,272	\$ 49,167	57%
Stamp	One First-class Stamp	\$ 0.29	\$ 0.44	52%
Beef	Per Pound of Ground Beef	\$ 1.57	\$ 2.28	46%
Car	Average New Car	\$ 19,200	\$ 26,850	40%
Federal Gas Tax	Per Gallon	\$ 0.184	\$ 0.184	0%

Sources: U.S. Census Bureau, U.S. Department of Transportation, U.S. Postal Service, U.S. Department of Commerce, U.S. Department of Education, National Association of Theater Owners



LEGISLATION

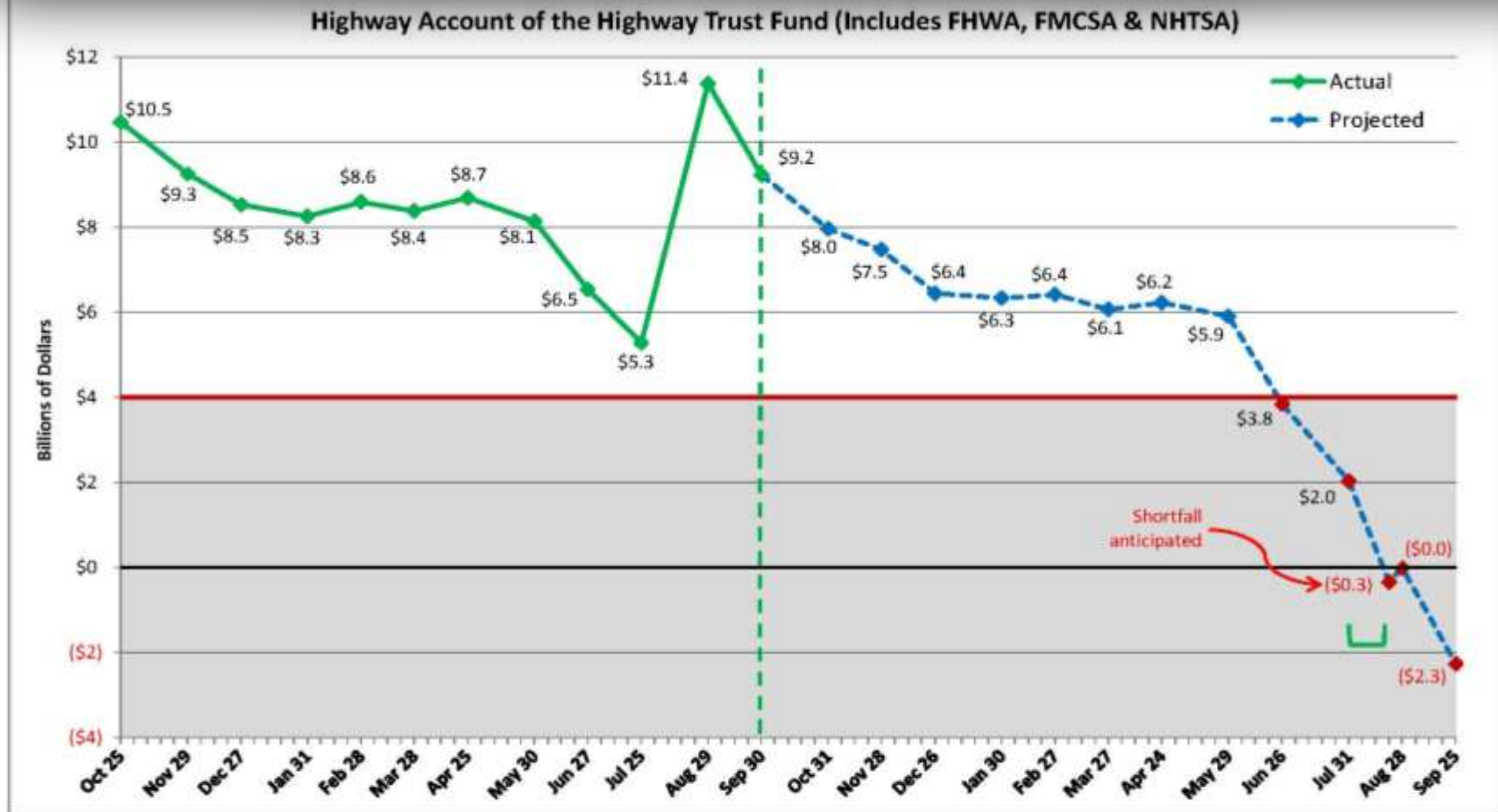
ILLUSTRATIVELY, SHORING UP HTF WOULD NOT PRESENT AN UNREASONABLE BURDEN

- Average household pays \$46 in federal and state gas tax per month. This is less than per monthly cost of:
 - Electricity and gas: \$160
 - Cell phone: \$161
 - Cable and internet access: \$124
- For example, a 10-cent increase in the federal gas tax translates to \$1.15 more for the average driver per week—an action that would fix the Highway Trust Fund shortfall



HIGHWAY TRUST FUND

FY 2014 & FY 2015 Projected Estimates for End-of-Month Cash Balances (as of 9/30/14)



1/ Graph reflects actual data through 9/30/14 and end-of-month projections for FY 2015.

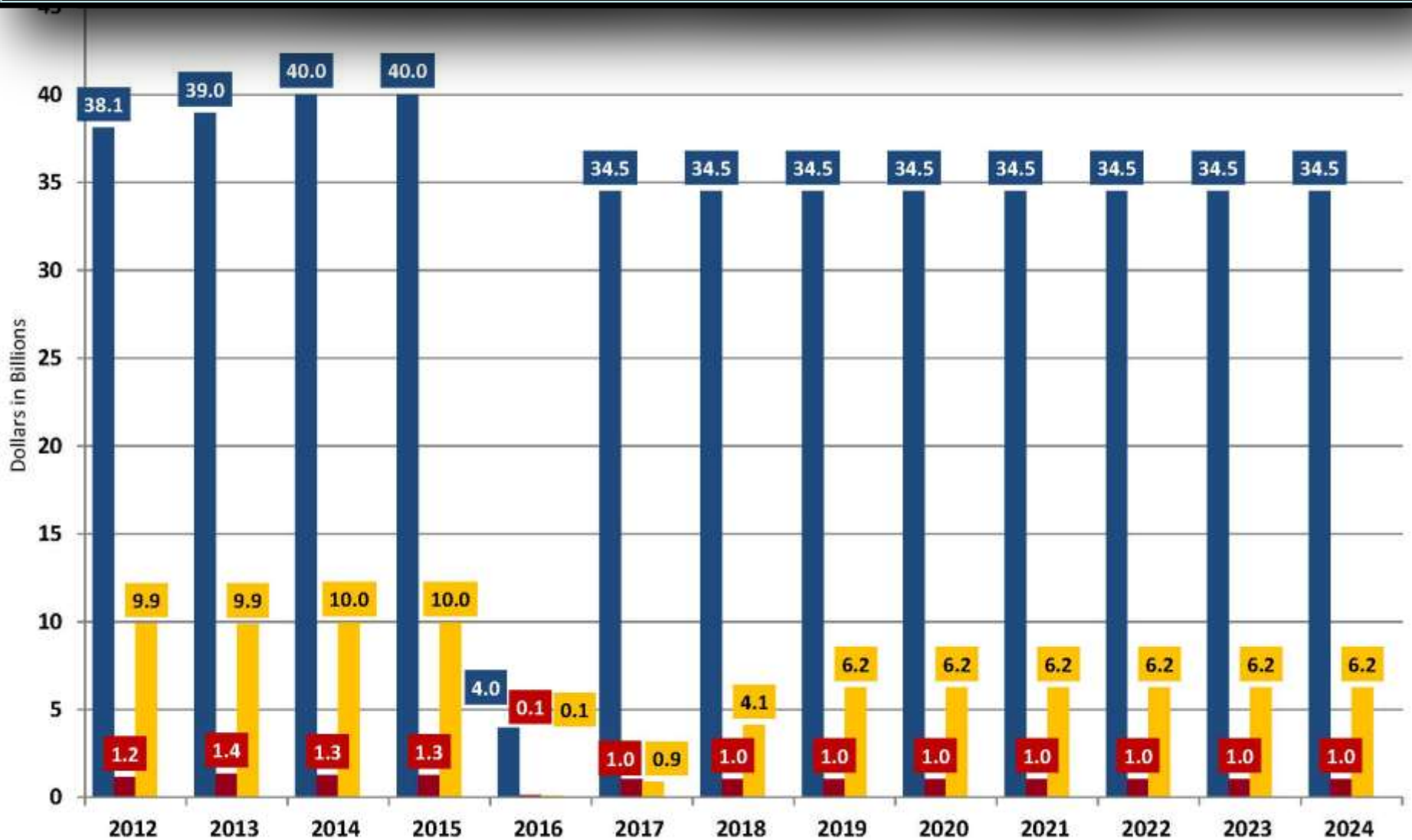
2/ Total receipt and outlay projections are based on FY 2015 Mid-Session Review assumptions. Projected monthly receipt and outlay rates are based on historic averages.

3/ Range of anticipated shortfall: Green brackets denote the estimated window of when the anticipated shortfall will occur.

4/ The shaded area represents when the Highway Account balance drops below \$4 billion, at which point cash management procedures may become necessary.

Source: FHWA

HIGHWAY TRUST FUND



This scenario assumes: 1. Additional deposit of \$6.429 billion into Highway Trust Fund in FY 2015 (\$5.414 billion to Highway Account; \$1.015 billion to Mass Transit Account); 2. Minimum prudence balance of \$4 billion for Highway Account and \$1 billion for Mass Transit Account maintained in all years, and; 3. Highway-to-Transit flex and highway safety obligations suspended in FY 2015.

STATE CASH BALANCE FORECASTING SYSTEM

MAIN PHILOSOPHY

**MONEY IN - MONEY OUT
OVER A PERIOD OF TIME**



STATE CASH BALANCE FORECASTING SYSTEM

MAIN FUNDING CRITERIA

Anticipated Revenue Receipts

(Motor Fuel Taxes, Federal-aid Reimbursements, etc.)

Expected Budgeted Expenditures

(Maintenance, Administration, Operations)

Expected Project Development Expenditures

(Consultant Engineering, Right-of-Way Acquisition, Utility Relocation)

Payments to Contractors

(Balance Remaining on Active Projects and Proposed Construction Projects)

STATE CASH BALANCE FORECASTING SYSTEM

MAIN TIME CRITERIA

EXPECTED START DATE

(Proposed Projects)

EXPECTED END DATE

(Active and Proposed Projects)

SEASONAL CURVES

(Historical Seasonal Payout Data)



State Fiscal Year 2016 Cash Forecast

Projects Under Contract + Proposed January Letting

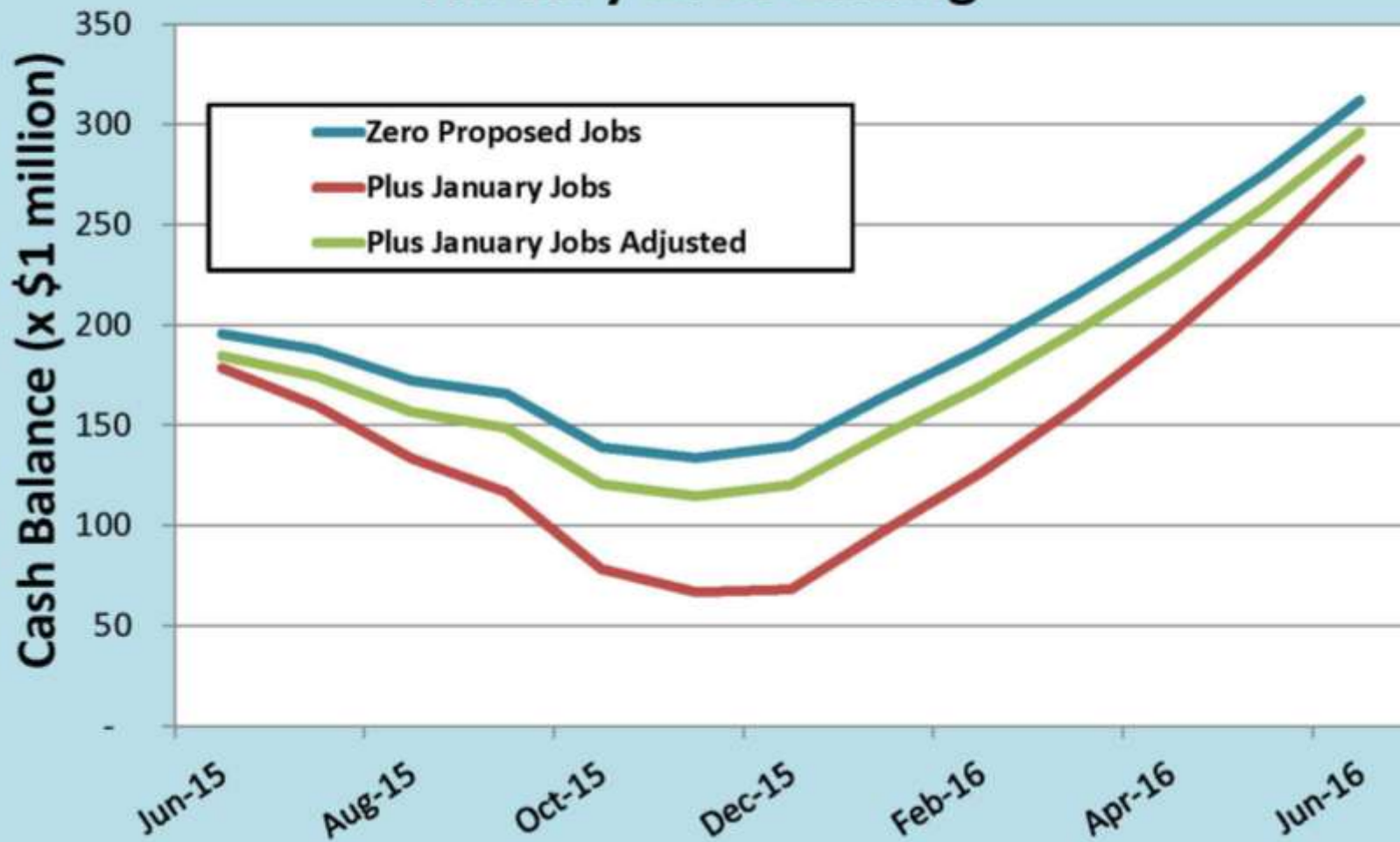
	July	August	September	October	November	December	January	February	March	April	May	June	
Beginning Cash Balance	\$432,488,737	\$392,509,533	\$377,696,529	\$379,330,666	\$343,475,293	\$323,503,655	\$536,363,578	\$551,386,390	\$555,470,599	\$552,894,461	\$546,631,544	\$541,881,466	
REVENUE	Actual	Actual	Actual	Actual	Actual	Projected	Projected	Projected	Projected	Projected	Projected	Projected	Total
Highway User Revenue	Actual 31,057,497	32,140,868	33,121,211	31,236,308	30,375,165								373,499,360
	Project 33,804,853	32,580,218	31,424,389	30,007,632	29,614,608								373,000,000
	Variance (2,747,356)	(439,350)	1,696,822	1,228,676	760,558	29,325,465	32,306,132	27,759,624	30,342,744	33,321,390	30,685,392	31,827,555	499,360
Other State Revenue	Actual 9,558,322	5,722,663	11,551,578	26,694,829	6,244,757								105,908,575
	Project 4,664,247	3,555,358	5,983,907	4,427,437	5,837,626	5,392,642	6,139,795	5,925,179	7,624,629	6,345,292	7,319,879	7,389,010	70,605,041
	Variance 4,894,075	2,167,265	5,567,671	22,267,392	407,131								35,303,534
Miscellaneous	Actual 693,344	190,039	182,238	1,103,907	2,641,867								243,765,770
	Project 1,766,374	1,150,240	1,443,625	2,177,741	1,517,000	26,658,509	35,156,566	1,047,618	1,378,697	1,415,235	1,409,877	1,706,783	247,669,112
	Variance (1,073,030)	(960,201)	(1,261,387)	(1,073,834)	(1,094,787)	(26,658,509)	(35,156,566)	(1,047,618)	(1,378,697)	(1,415,235)	(1,409,877)	(1,706,783)	(3,903,342)
Other Federal	Actual 2,758,900	2,902,242	2,745,168	2,493,366	2,992,746								33,742,738
	Project 2,551,880	2,318,490	2,676,476	1,819,397	3,299,411	2,335,294	3,022,975	3,040,962	2,472,088	2,607,408	3,800,209	3,055,379	32,999,969
	Variance 207,020	583,752	68,692	673,969	(796,665)								742,769
Federal Aid	Actual 43,946,939	57,924,941	62,443,165	40,641,139	36,495,566								652,730,189
	Project 70,557,063	85,748,741	76,745,804	86,823,007	74,617,506	66,673,442	42,012,563	33,610,022	51,964,995	67,514,923	74,875,915	74,626,579	805,770,561
	Variance (26,610,124)	(27,823,800)	(14,302,639)	(46,181,868)	(38,121,940)	(66,673,442)	(42,012,563)	(33,610,022)	(51,964,995)	(67,514,923)	(74,875,915)	(74,626,579)	(153,040,372)
RRB	Actual	493,473	672,665	776,747	766,817								4,175,041
	Project		137,738	830,330	766,602	337,731	230,518	201,923	97,277	206,707	199,560	192,621	3,200,006
	Variance		493,473	534,928	(53,582)								975,034
RRC	Actual	124,621											219,171
	Project	13,507	13,507	13,507	13,507	13,507	13,507	13,507	13,507	13,507	13,507	13,507	162,085
	Variance	(13,507)	111,114	(13,507)	(13,507)	(13,507)							57,086
REVENUE TOTAL	Actual 88,014,992	99,498,869	110,716,025	102,952,296	78,996,919								1,414,040,845
	Project 113,357,924	125,366,594	118,425,446	126,728,725	115,666,340	336,877,381	86,678,423	73,603,476	97,443,779	117,841,503	127,334,311	129,776,641	1,569,100,544
	Variance (25,342,932)	(25,867,725)	(7,709,421)	(23,776,429)	(36,669,421)								(119,365,529)
EXPENSES	Actual	Actual	Actual	Actual	Actual	Projected	Projected	Projected	Projected	Projected	Projected	Projected	Total
Administration	2,136,505	1,252,818	1,606,468	1,968,792	1,342,053	1,679,174	1,413,143	1,338,562	1,330,853	1,397,127	2,217,172	1,996,539	19,679,205
Budgeted Construction	5,452,769	7,565,711	5,847,053	8,367,588	6,587,687	6,208,825	4,993,082	5,067,011	5,070,119	5,761,651	8,362,686	8,015,837	77,300,000
Operations	2,186,192	2,236,387	2,300,969	3,337,497	2,617,322	3,469,040	3,132,761	3,131,111	3,253,500	4,250,870	3,620,881	5,346,196	38,892,176
Maintenance	10,576,864	12,711,408	13,133,052	18,411,119	14,315,566	14,622,442	14,622,442	14,622,442	14,622,442	15,962,950	16,048,864	19,666,783	179,608,369
Construction Jobs	86,890,768	74,900,670	64,518,244	89,111,069	58,750,007	2,112,019	2,112,019	2,112,019	1,809,735	7,412,488	82,733,729	79,359,576	812,860,174
Construction	13,373,805	9,966,041	11,551,578	17,446,811	8,552,711	8,242,111	9,277,511	9,442,311	9,553,111	10,949,794	8,867,351	9,050,701	118,199,539
Right of Way	4,059,916	2,459,960	1,832,875	2,670,056	3,348,671	2,635,101	2,131,374	1,952,878	3,790,981	2,677,703	3,832,721	3,607,744	35,000,000
Public Transportation	1,731,404	1,911,962	1,731,965	956,090	2,020,593	1,221,729	1,699,323	1,258,601	1,611,172	1,072,726	1,743,534	1,623,010	18,582,128
Debt Service	1,586,372	1,223,448	8,798,882	1,646,213	1,415,328	4,230,739	4,343,847	4,236,081	4,244,457	4,619,111	4,667,471	3,998,051	45,000,000
EXPENSE TOTAL	127,994,595	114,316,424	111,397,934	138,335,669	99,041,467	124,017,458	71,655,611	69,519,267	100,019,917	124,104,420	132,084,389	132,654,439	1,345,141,591
Ending Cash Balance	\$392,509,533	\$377,696,529	\$379,330,666	\$379,330,666	\$343,475,293	\$323,503,655	\$536,363,578	\$551,386,390	\$555,470,599	\$552,894,461	\$546,631,544	\$541,881,466	\$539,003,669
Remaining Bond						1,753,488	10,414,466	95,049,612	39,818,812	382,054,812	370,604,605	354,256,734	343,476,771
Net Balance						147,750,175	\$135,914,175	\$136,536,112	\$165,282,632	\$178,640,925	\$176,026,939	\$187,624,732	\$195,526,897

REVENUE

LESS EXPENSES

CASH BALANCE

Cash Forecast Analysis January 2015 Letting



HIGHWAY TRUST FUND

January “No Go” List



District	County	Route	Job Name	Estimate
1	Lee & Phillips	1	Walnut Corner – Cypress Corner (Widening)	\$25,000,000
4	Crawford	220	Lee Creek-East (Surfacing)	\$5,000,000
4	Franklin	CR 72	Cedar Creek Str. & Apprs.	\$500,000
			Total	\$30,500,000

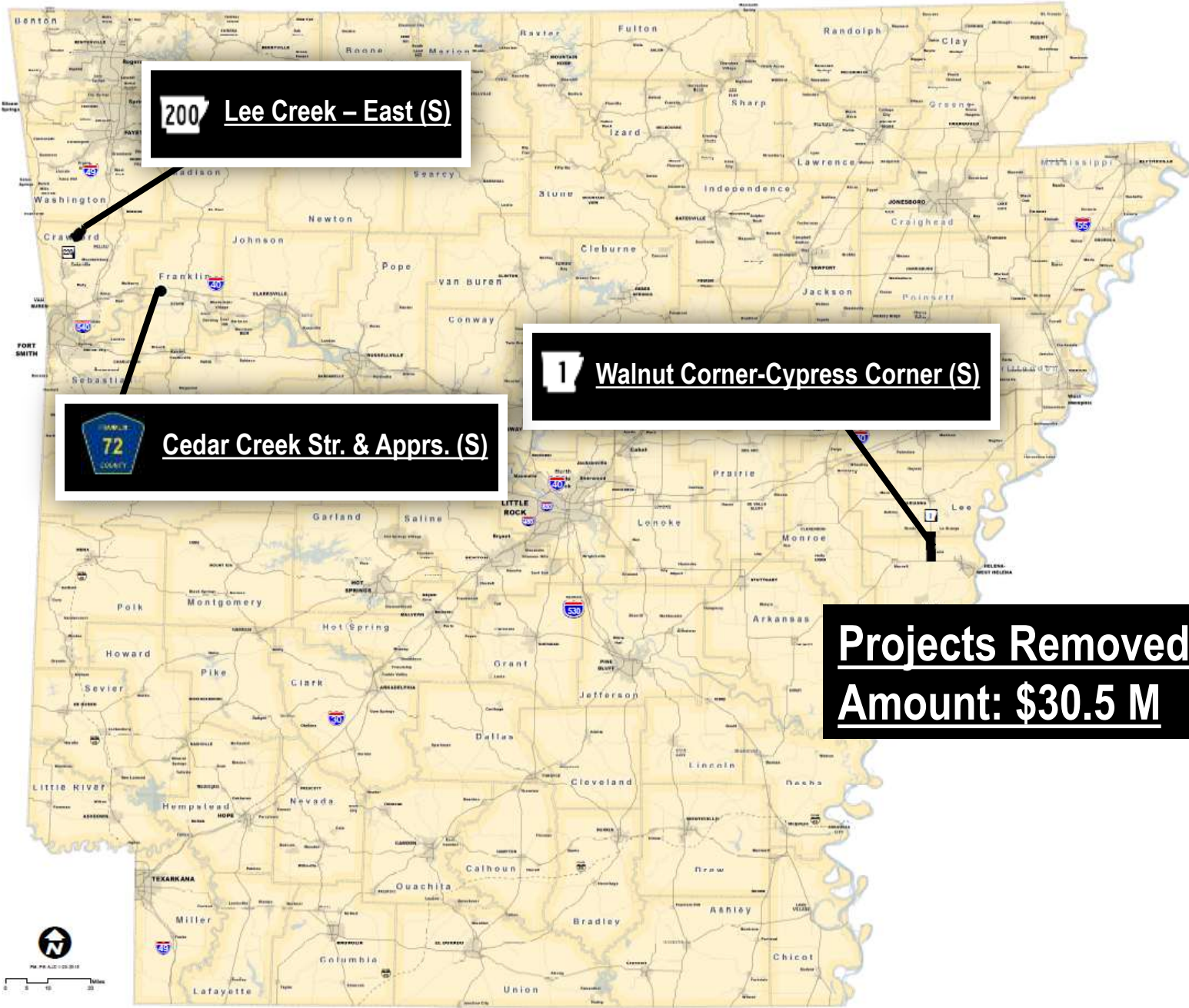
**Projects Removed from Bid Letting
2015**

200 Lee Creek – East (S)

1 Walnut Corner-Cypress Corner (S)


72 Cedar Creek Str. & Apprs. (S)

**Projects Removed: 3
Amount: \$30.5 M**



HIGHWAY TRUST FUND

March “No Go” List



District	County	Route	Job Name	Estimate
2	Chicot	144	Hwy. 144 Strs. & Apprs.	\$2,000,000
4	Washington	112	Razorback Rd.-Garland Ave. (Widening)	\$2,500,000
5	Cleburne	25	Hwy. 25 Spur-Locust Grove (Passing Lanes)	\$5,000,000
9	Carroll	62	Co. Rd. 704-West of Hwy. 103 South (Widening)	\$17,000,000
7	Bradley	CR 2	Co. Rd. 4-Co. Rd. 134 (Surfacing)	\$1,000,000
			Total	\$27,500,000

2015
Projects Removed from Bid Letting

62 Co. Rd. 704-West of Hwy. 103 South

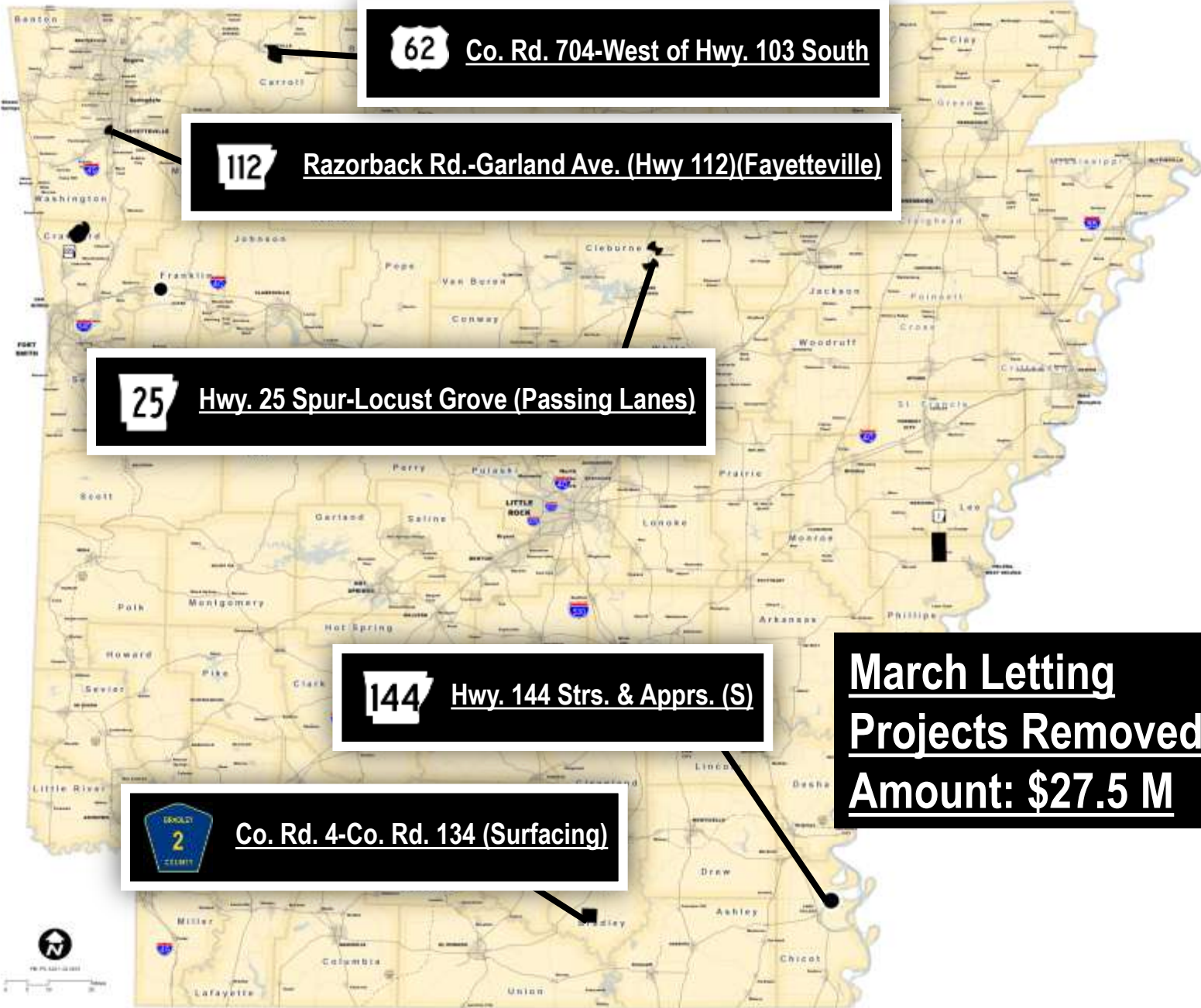
112 Razorback Rd.-Garland Ave. (Hwy 112)(Fayetteville)

25 Hwy. 25 Spur-Locust Grove (Passing Lanes)

144 Hwy. 144 Strs. & Apprs. (S)

March Letting
Projects Removed: 5
Amount: \$27.5 M

 **2** Co. Rd. 4-Co. Rd. 134 (Surfacing)



Impacts to Arkansas

January Letting

3 Projects Removed

\$30.5 million

March Letting

5 Projects Removed

\$27.5 million



POTENTIAL RISK

FFY 2015

120 Projects
\$490 Million

FFY 2016

130 Projects
\$520 Million

Actions Addressing Highway Trust Fund

NATION AT A *Crossroads*

**Without a strong transportation network, America goes nowhere.
And without federal investment, our system falls apart.**

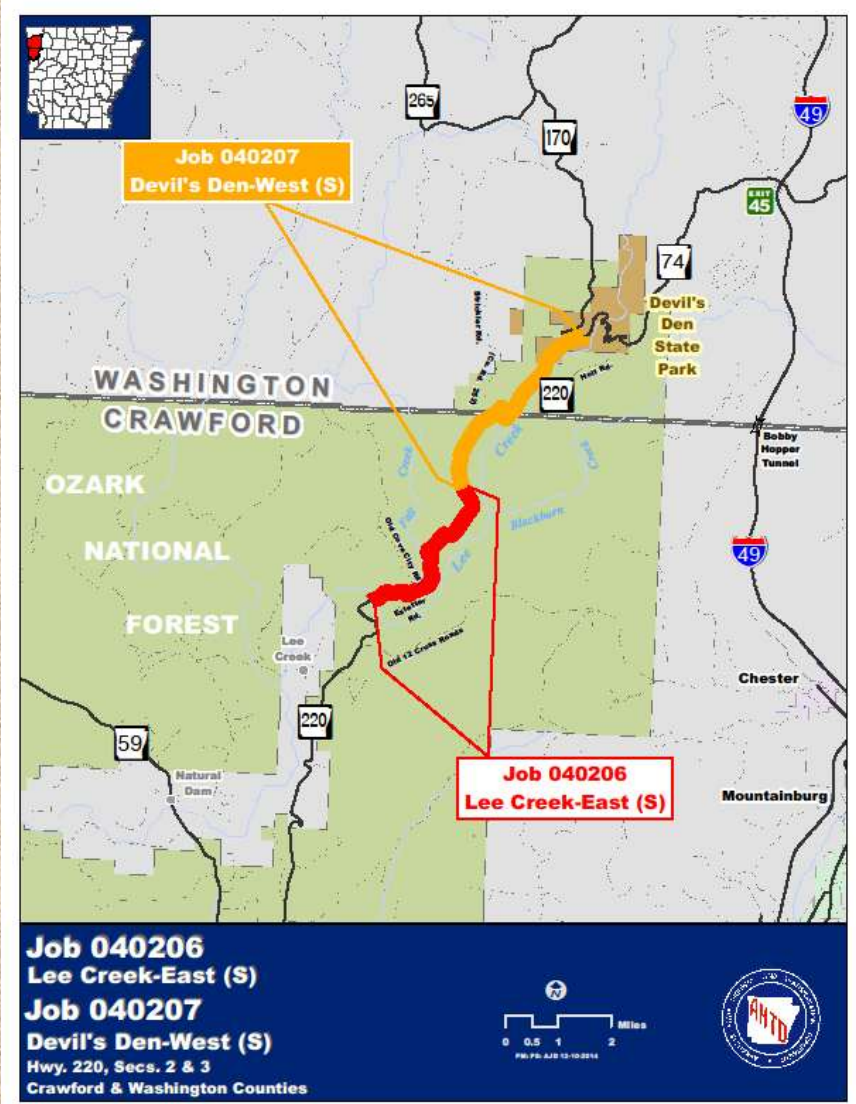
*What happens to our economic future if the
Highway Trust Fund (HTF) dead-ends?*

<https://invest.transportation.org/>

Federal Lands Access Program (FLAP)



**Highway 220
Crawford and Washington Counties
Lee Creek – Devil's Den
Reconstruct and Surface Gravel Road**



The background features a large, faint, circular seal of the Arkansas State Highway Commission. The seal contains the text "ARKANSAS STATE HIGHWAY COMMISSION" around the perimeter and "ARKANSAS" in the center. In the center of the seal is a smaller emblem with a star and a plow.

Item 5

**2011 Interstate Rehabilitation Program
Connecting Arkansas Program
State Aid City Street Program**

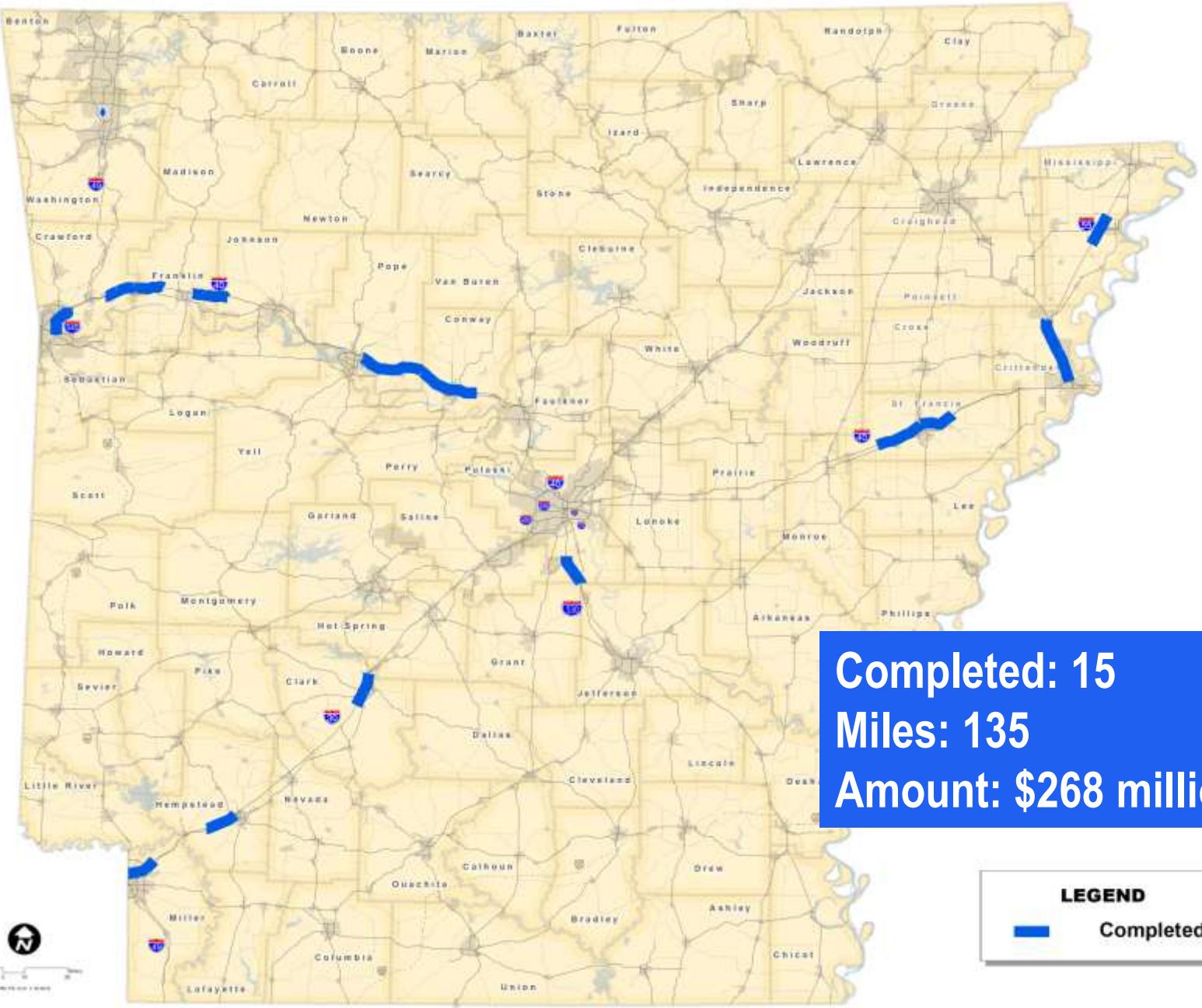


INTERSTATE
REHABILITATION
PROGRAM

IRP



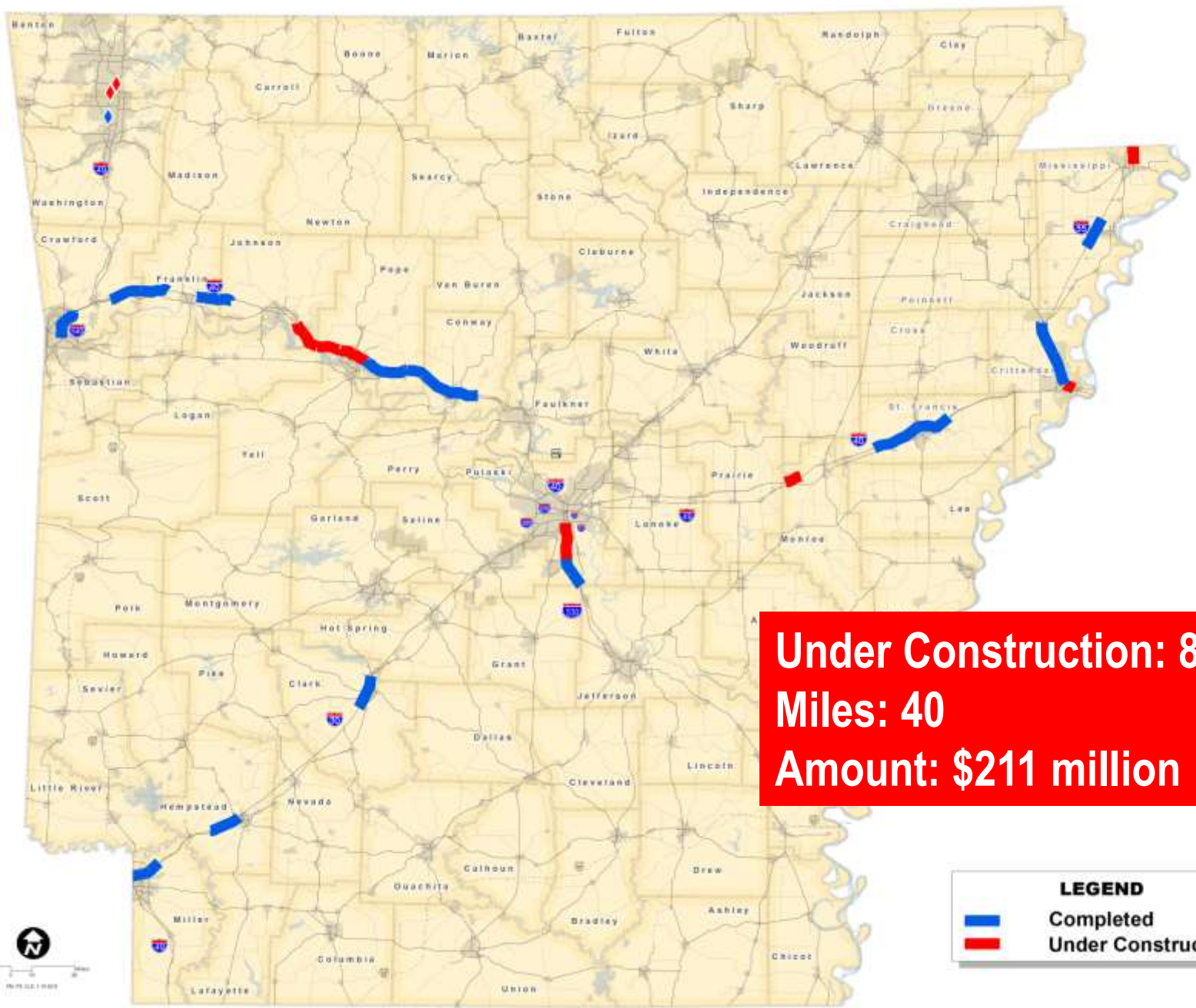
Interstate Rehabilitation Program Job Status



**Completed: 15
Miles: 135
Amount: \$268 million**



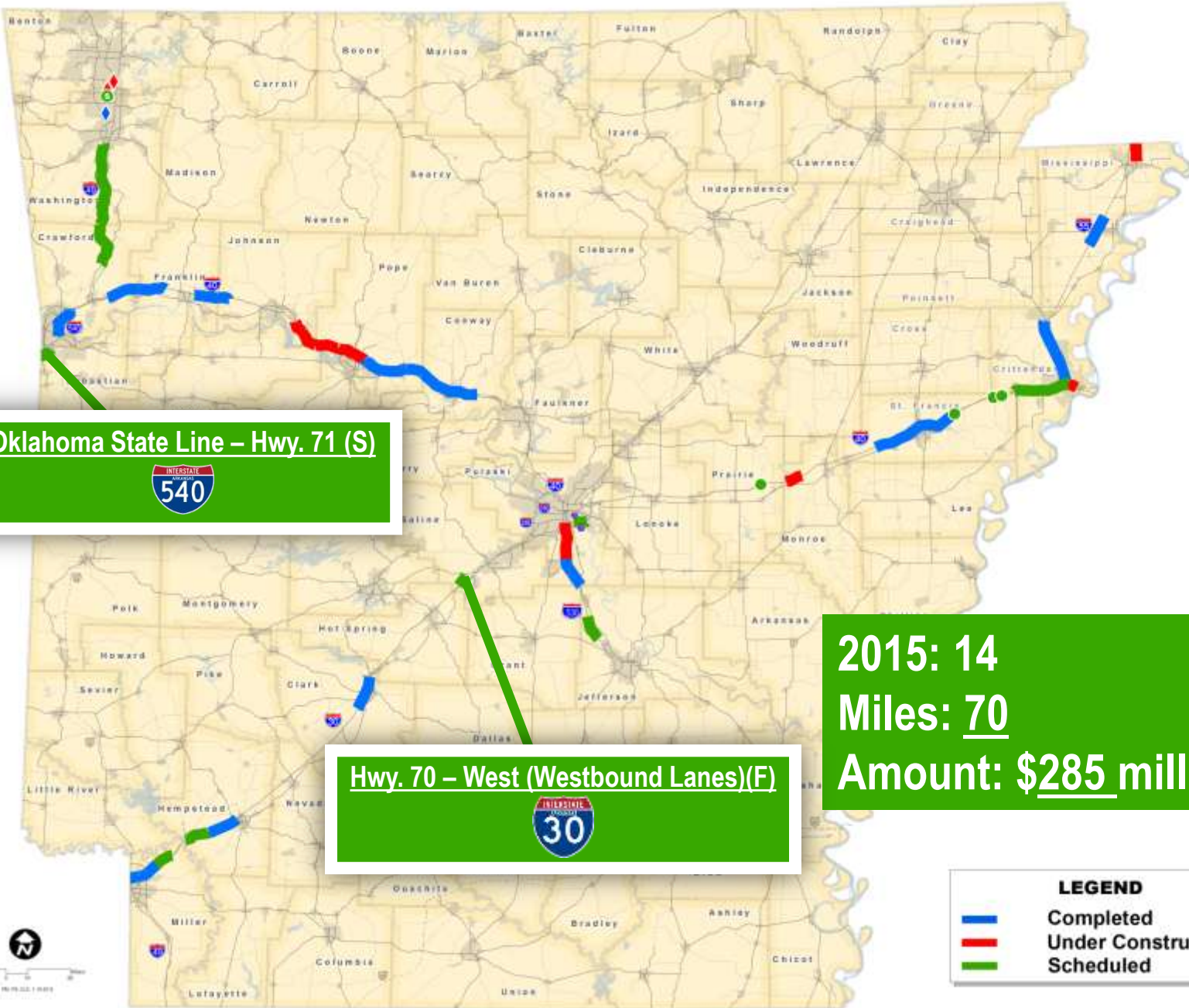
Interstate Rehabilitation Program Job Status



LEGEND	
	Completed
	Under Construction



Interstate Rehabilitation Program Job Status



Oklahoma State Line – Hwy. 71 (S)



2015: 14
Miles: 70
Amount: \$285 million

Hwy. 70 – West (Westbound Lanes)(F)

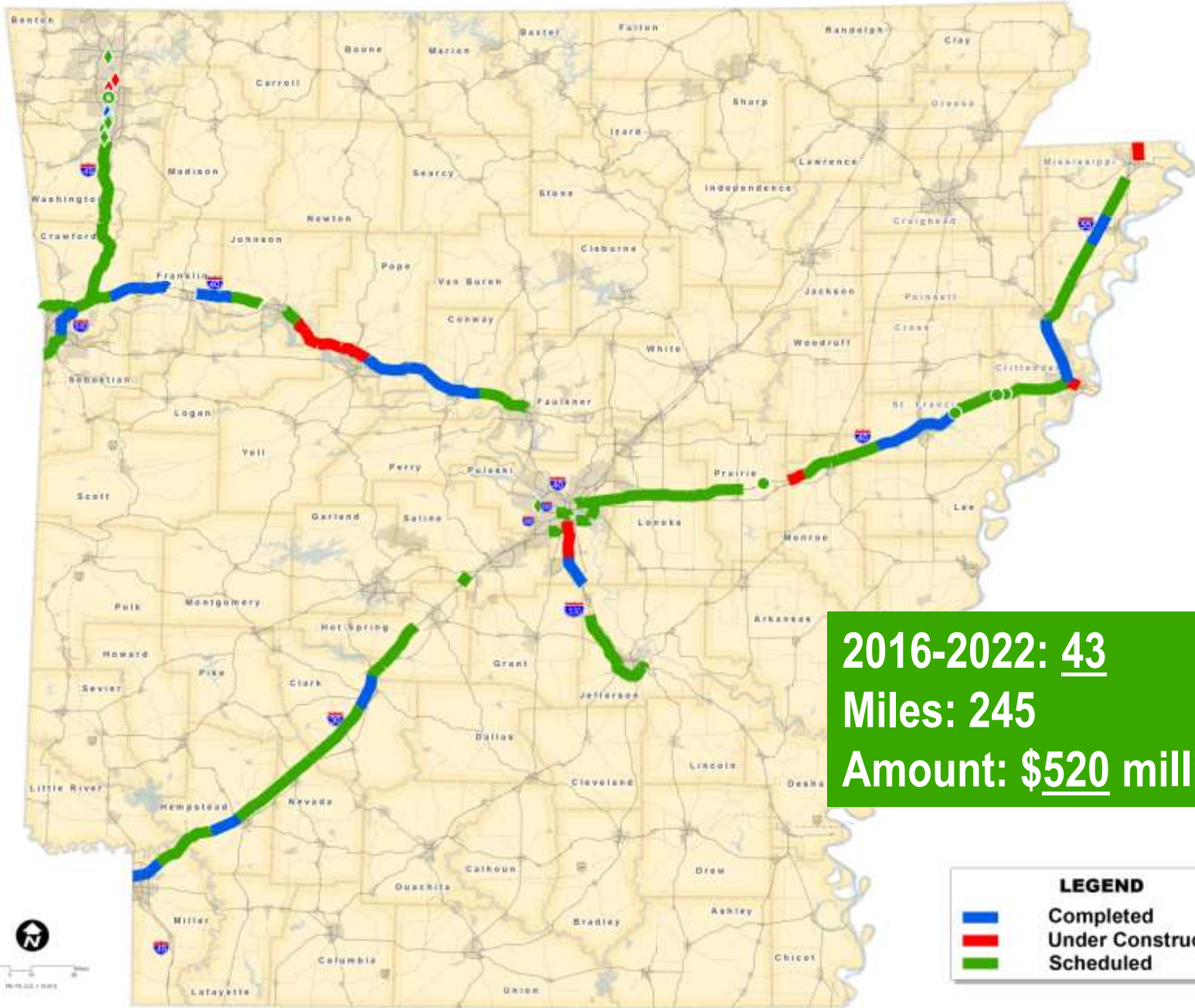


LEGEND

- Completed
- Under Construction
- Scheduled



Interstate Rehabilitation Program Job Status



2016-2022: 43
Miles: 245
Amount: \$520 million

LEGEND

- Blue line: Completed
- Red line: Under Construction
- Green line: Scheduled





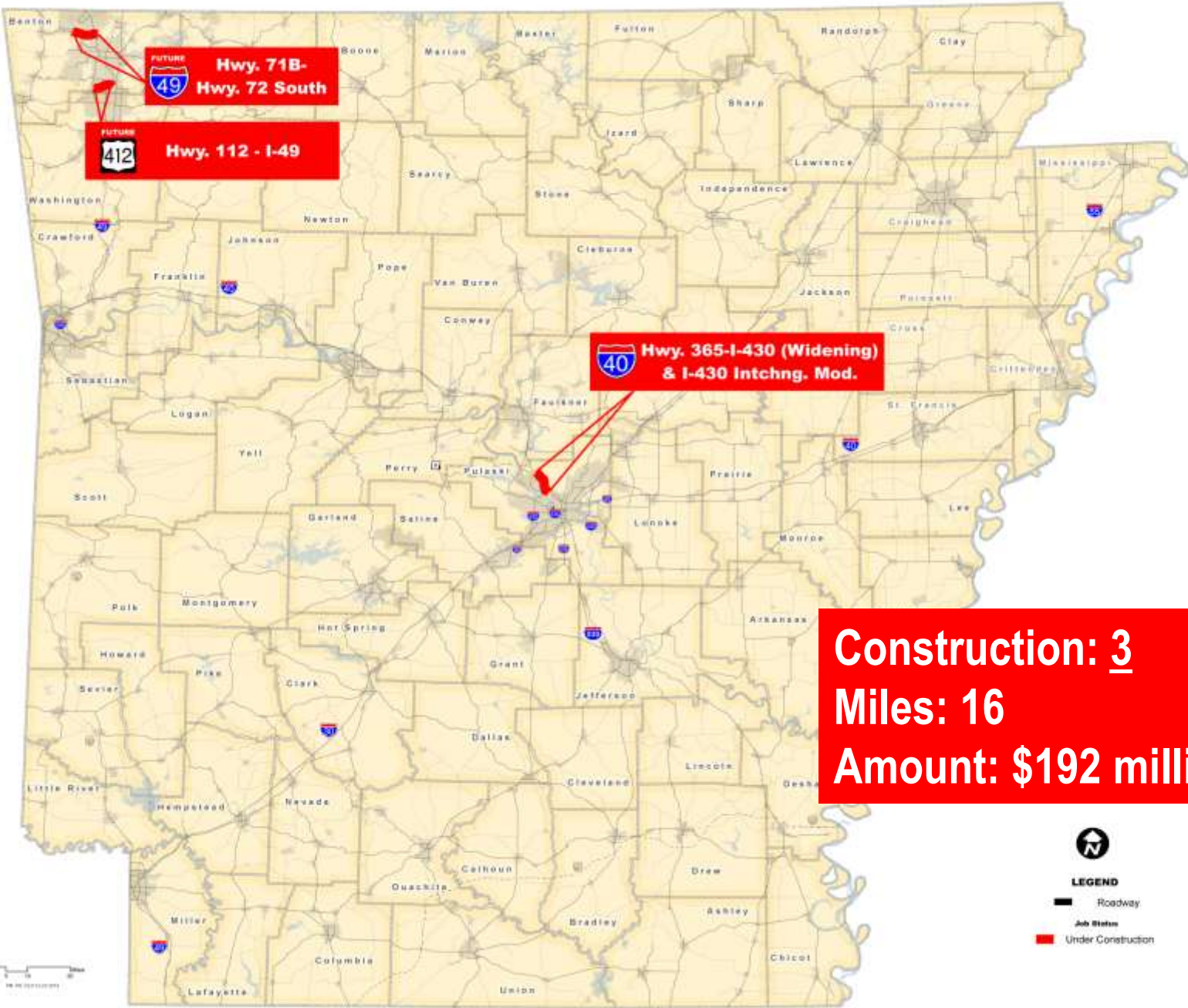
CONNECTING
ARKANSAS
PROGRAM

CAP



Connecting Arkansas Program

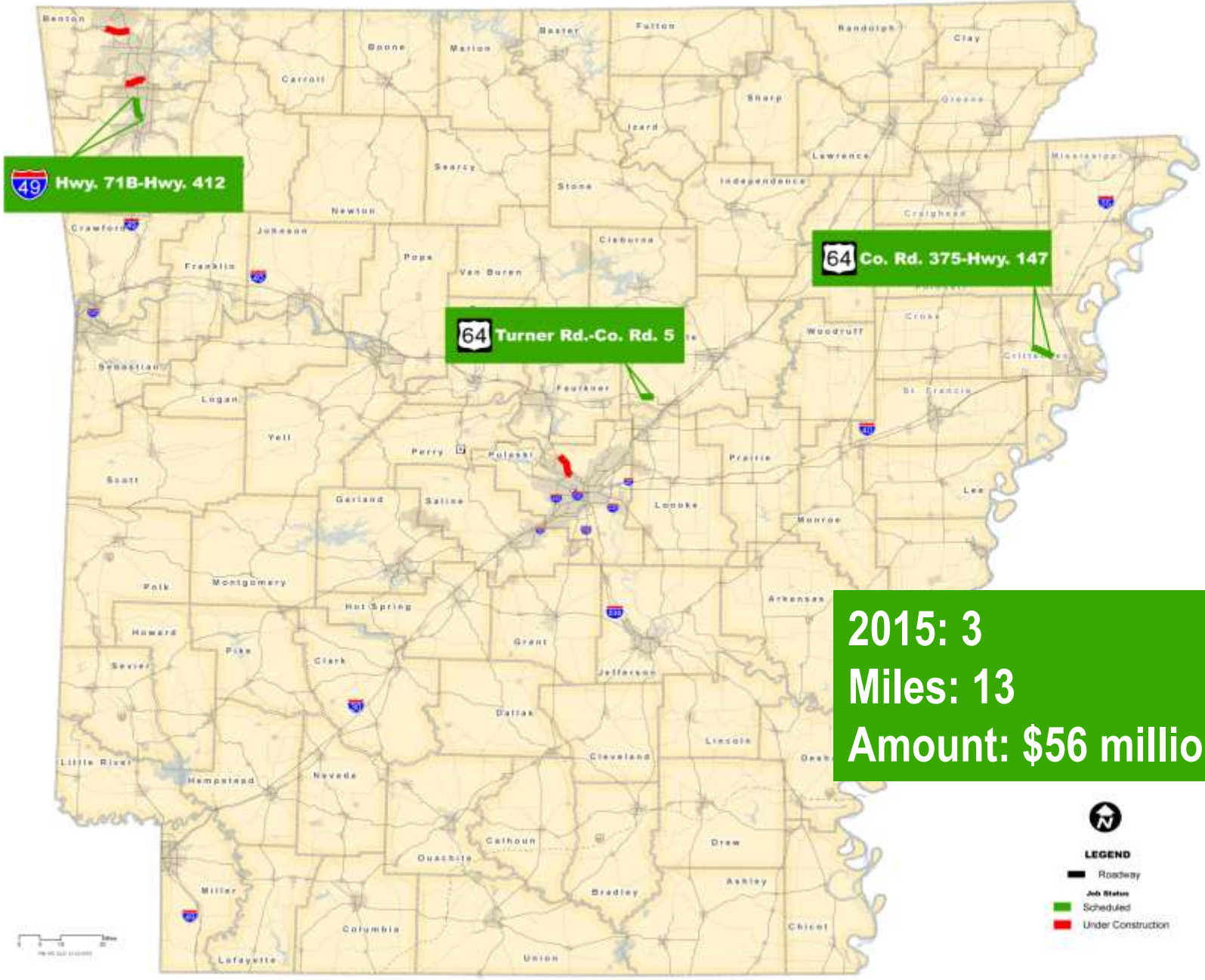
Under Construction



Construction: 3
Miles: 16
Amount: \$192 million

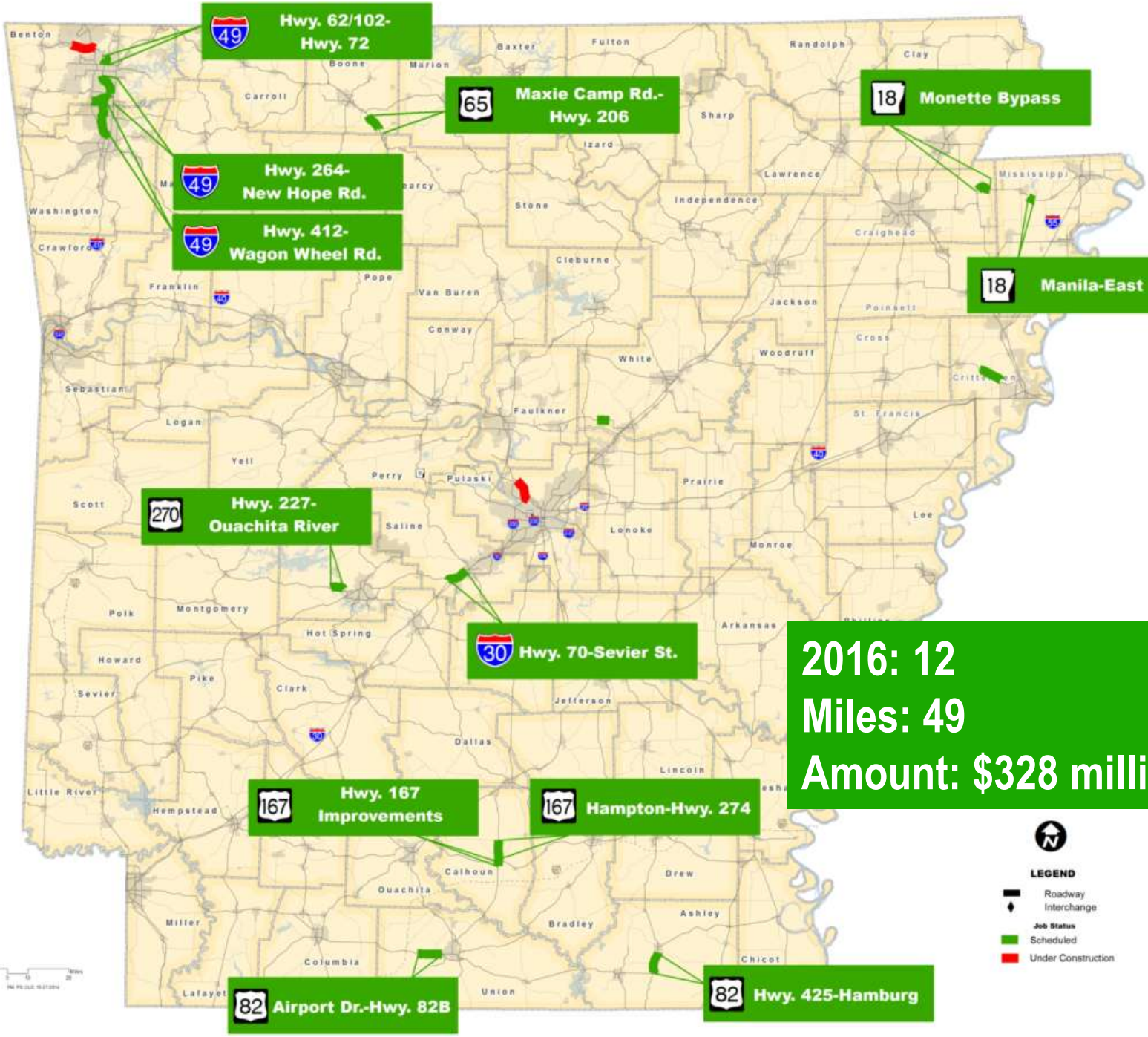


Connecting Arkansas Program 2015



Connecting Arkansas Program

2016



49 Hwy. 62/102-
Hwy. 72

65 Maxie Camp Rd.-
Hwy. 206

18 Monette Bypass

49 Hwy. 264-
New Hope Rd.

49 Hwy. 412-
Wagon Wheel Rd.

18 Manila-East

270 Hwy. 227-
Ouachita River

30 Hwy. 70-Sevier St.

**2016: 12
Miles: 49
Amount: \$328 million**

167 Hwy. 167
Improvements

167 Hampton-Hwy. 274

82 Airport Dr.-Hwy. 82B

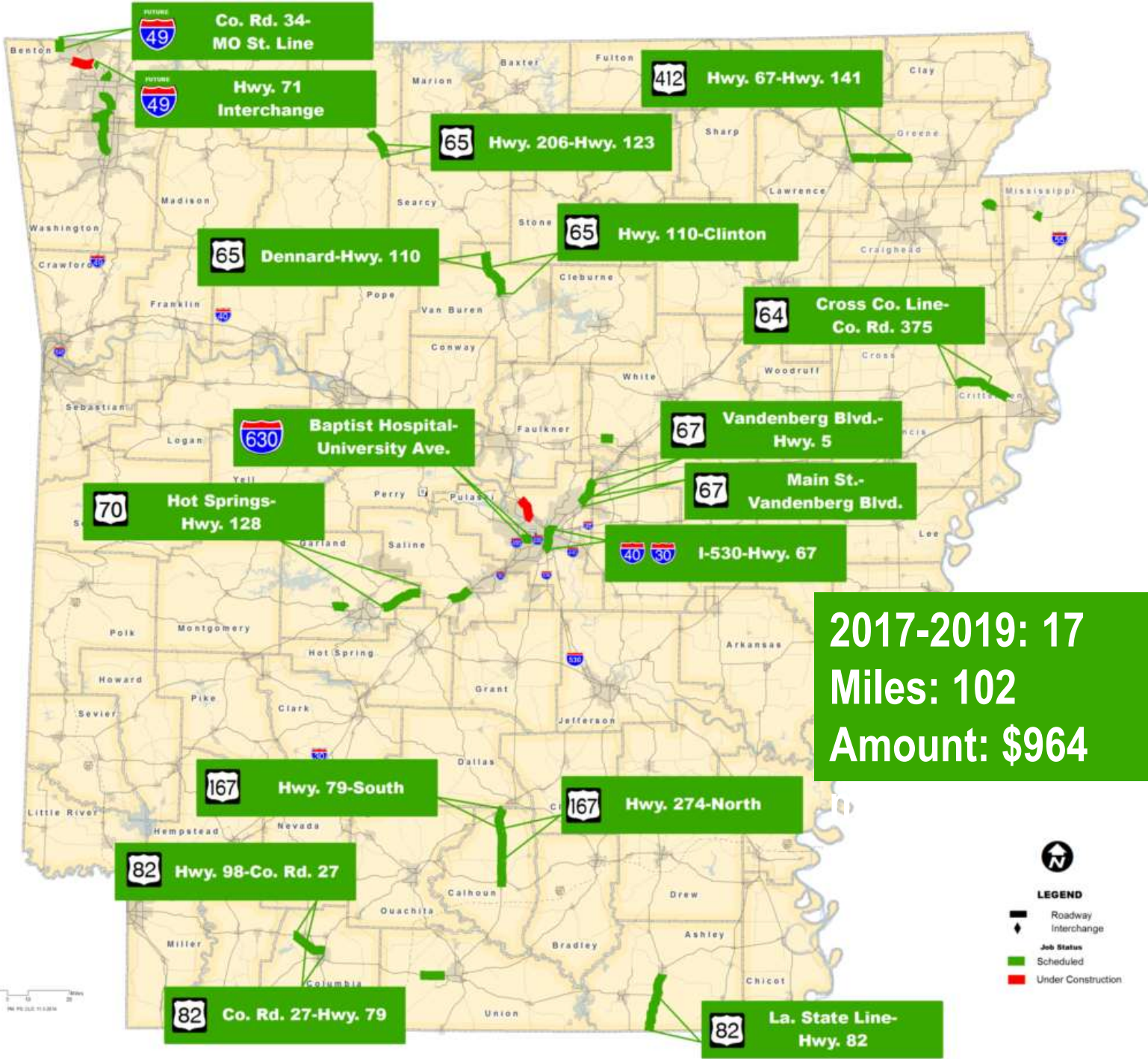
82 Hwy. 425-Hamburg

LEGEND

- North arrow
- Roadway Interchange
- Job Status: Scheduled
- Job Status: Under Construction



Connecting Arkansas Program 2017-2019



LEGEND

- Roadway Interchange
- Job Status
- Scheduled
- Under Construction





Bella Vista Bypass



Bella Vista Bypass



Bella Vista Bypass



Bella Vista Bypass



Bella Vista Bypass

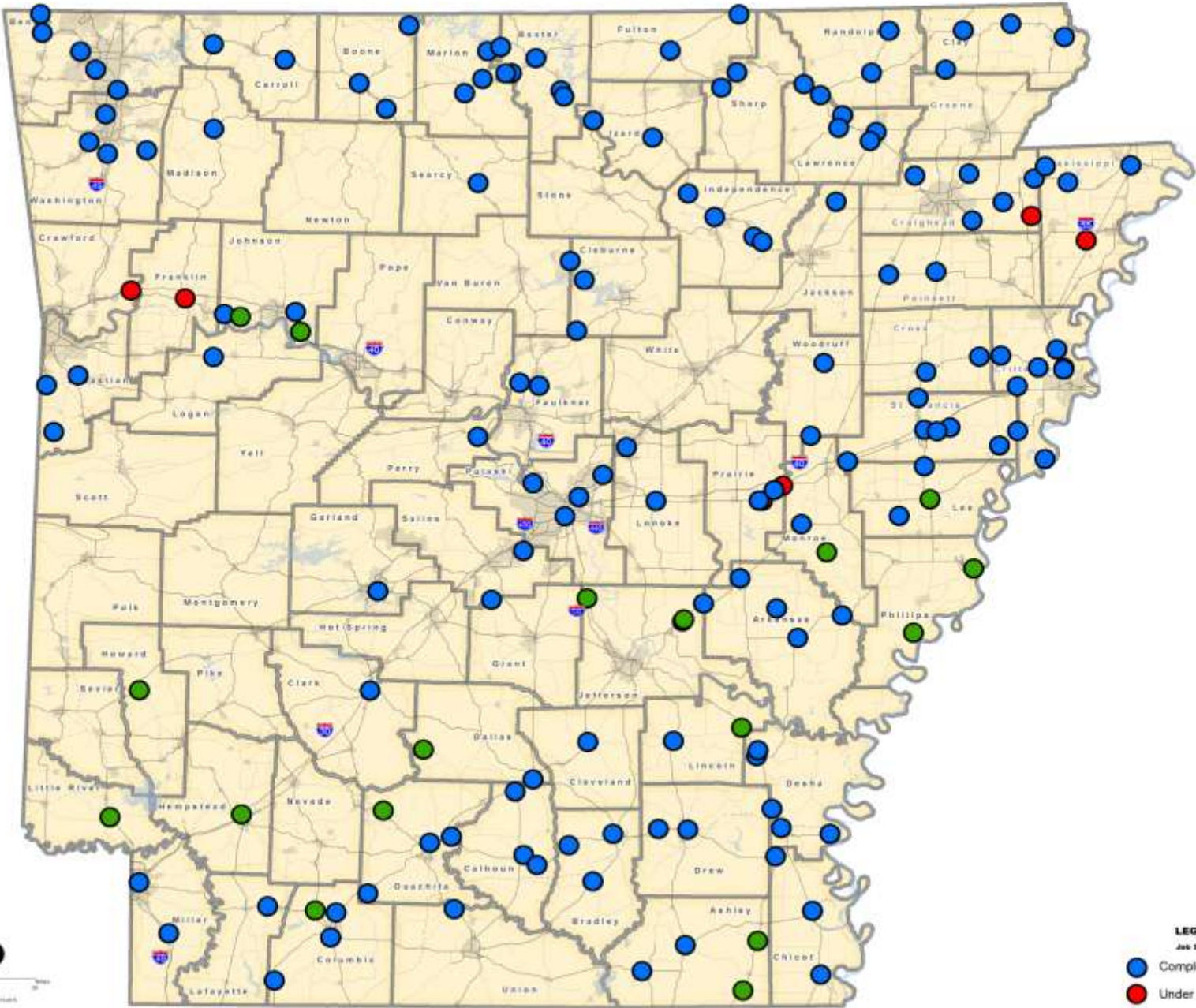




***State Aid
City Street Program***



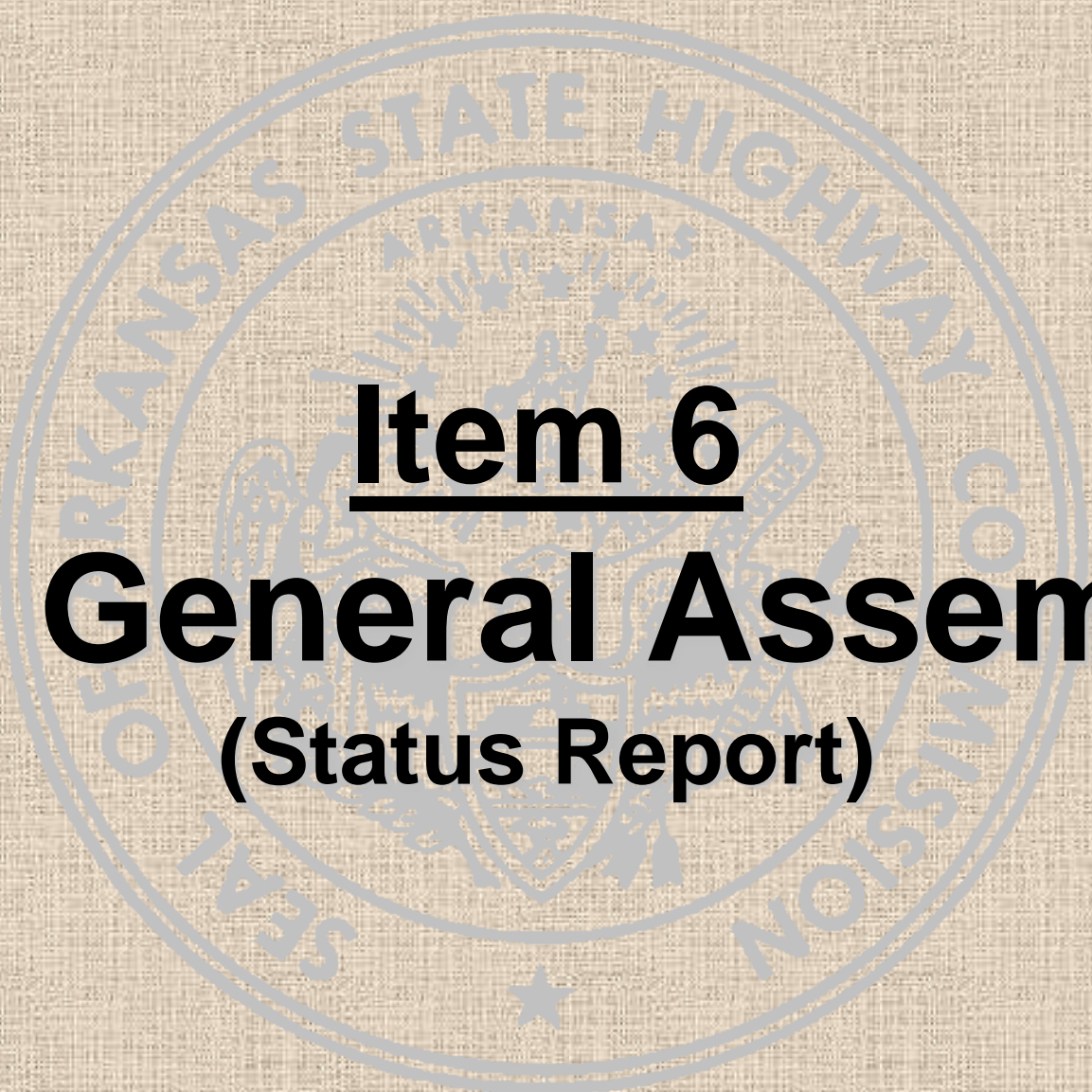
State-Aid Street Program



LEGEND
Job Status

- Completed
- Under Construction
- Scheduled



The background features a large, faint, circular seal of the Arkansas State Highway Commission. The seal contains the text "ARKANSAS STATE HIGHWAY COMMISSION" around the perimeter and "ARKANSAS" in the center. In the center of the seal is a smaller emblem with a star and a shield.

Item 6

90th General Assembly
(Status Report)

2015 Legislative Session



- **Appropriation Bills filed January 20**
- **Bills of Interest Filed to Date:**
 - ✓ **HB1048 by Representative Kim Hendren**
 - ✓ **HB1111 by Representative Warwick Sabin**
 - ✓ **SB61 by Senator Bill Sample**

2015 Legislative Session

AHTD Legislative Package

To Be Filed This Week

- ✓ Children's Education Activity Leave
- ✓ Design-Build/Design-Build Finance
- ✓ Airport Highway Additions
- ✓ Good Neighbor Policy
- ✓ License Plate Scanners
- ✓ Property Transfer Law
- ✓ Attorneys' Fees for Eminent Domain
- ✓ Mediation
- ✓ Garnishment of Tax Refunds
- ✓ Oversize/Overweight Permit Fees
- ✓ Public-Private Partnerships
- ✓ Registration Fee for All-Electric Vehicles
- ✓ Equivalent Tax Rate for Alternative Fuels
- ✓ Vehicle Miles Traveled Tax
- ✓ State Infrastructure Bank
- ✓ Road User Distribution

2015 Legislative Session



Weekly Meetings

House Public Transportation Committee Meeting

Tuesdays and Thursdays

10:00 a.m.

Room B, MAC Building

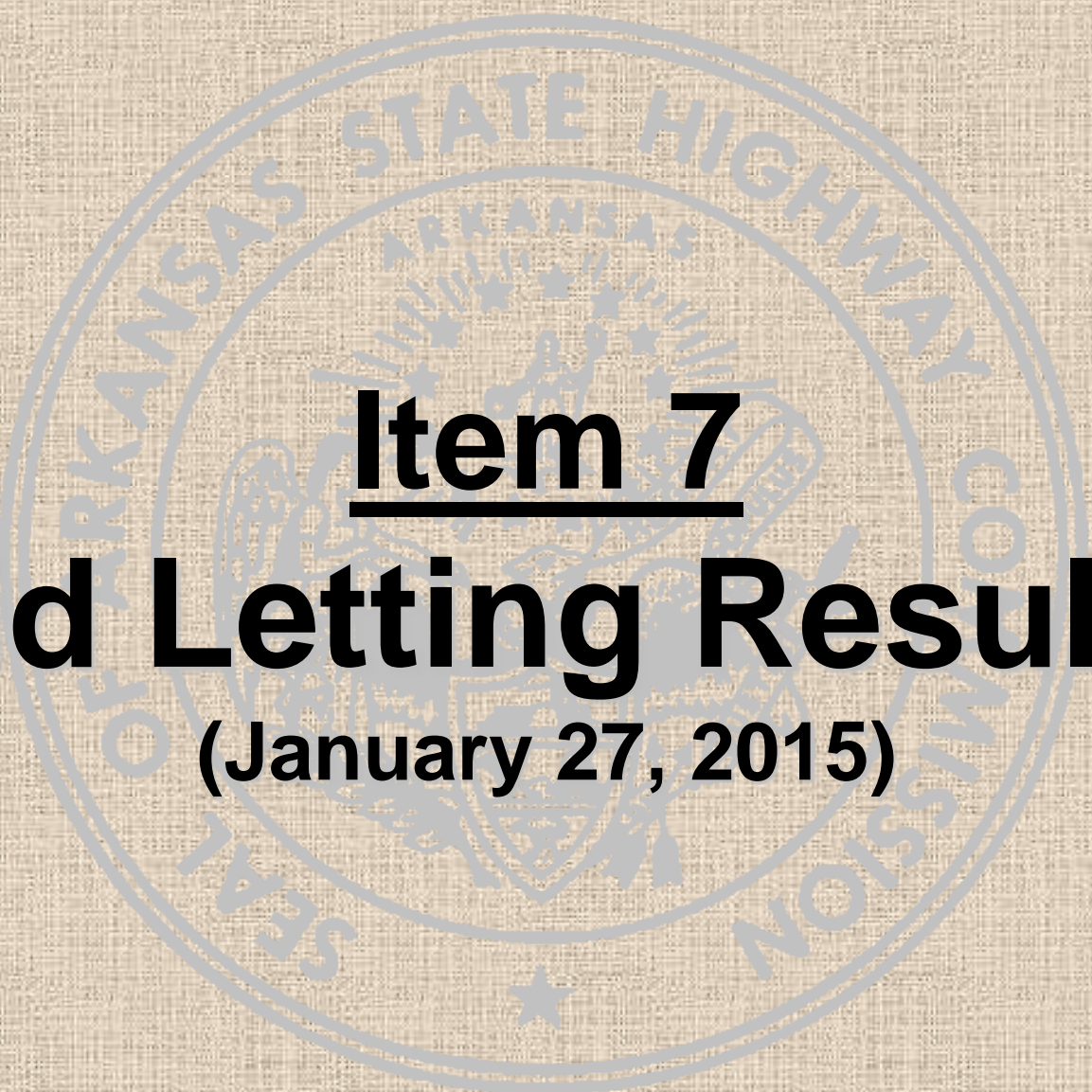
2015 Legislative Session



Weekly Meetings

Senate Committee on
Transportation, Technology & Legislative Affairs

Wednesdays
Upon Adjournment of Senate
Room 309, Capitol

The background features a large, faint, circular seal of the Arkansas State Highway Commission. The seal contains the text "ARKANSAS STATE HIGHWAY COMMISSION" around the perimeter and a central emblem with a star and the word "ARKANSAS".

Item 7

Bid Letting Results

(January 27, 2015)






Summary of the January 27th Bid Letting

Type Projects	Number of Projects	Bid Amount
State	5	\$27,656,450.66
City	13	\$4,224,618.86
Total	18	\$31,881,069.52



Details of the January 27th Bid Letting

State Projects

Route	Job Name	Apparent Low Bidder	Bid Amount
	Hwy. 208–Hwy. 65 (Rehab.)(Sel. Secs.) (Phase I)	Johnsville Company, LLC	\$1,509,813.75
	Oklahoma State Line-Hwy. 71	Diamond Surface, Inc.	\$1,630,714.83
	Hwy. 70–West (Westbound Lanes)	Koss Construction Co.	\$16,602,205.04
	Hwy. 62–Hwy. 5 (Mountain Home)	Dilbeck Excavation, Inc.	\$4,471,950.92
	Shoulder Rumble Strips/Stripes (Sel. Secs.) (Dists. 2, 3, 7)	Surface Preparation Technologies, LLC	\$3,441,766.12

Details of the January 27th Bid Letting

City Street Projects

Job Name	Apparent Low Bidder	Bid Amount
Portland & Wilmot Overlay (Sel. Secs.)	Pine Bluff Sand & Gravel Co.	\$374,964.30
Waldo Overlay (Sel. Secs.)	Jet Asphalt & Rock Co., Inc.	\$248,764.00
Sparkman Overlay & Rehab. (Sel. Secs.)	Jet Asphalt & Rock Co., Inc.	\$273,943.97
Hope Overlay (Sel. Secs.)	C & F Const. Co., Inc.	\$299,935.70
Dierks Overlay (Sel. Secs.)	C & F Const. Co., Inc.	\$203,579.50
Redfield Overlay (Sel. Secs.)	Redstone Const. Group, Inc.	\$236,330.06
Wabaseka Overlay (Sel. Secs.)	Redstone Const. Group, Inc.	\$179,209.36

Details of the January 27th Bid Letting

City Street Projects

Job Name	Apparent Low Bidder	Bid Amount
Knoxville & Hartman Overlay (Sel. Secs.)	Blackstone Construction, LLC	\$363,784.53
Gould Overlay (Sel. Secs.)	Riley Paving Co.	\$276,426.00
Ashdown Overlay (Sel. Secs.)	C & F Const. Co., Inc.	\$289,525.50
Chidester Pleasant Hill Rd. & Tates Bluff Rd. Overlay	Jet Asphalt & Rock Co., Inc.	\$254,777.64
Marianna & Helena – West Helena Overlay (Sel. Secs.)	Crisp Contractors, Inc.	\$629,850.30
Elaine & Holly Grove Overlay (Sel. Secs.)	APAC-Tennessee, Inc.	\$593,528.00

The background features a large, faint, circular seal of the Arkansas State Highway Commission. The seal contains the text "ARKANSAS STATE HIGHWAY COMMISSION" around the perimeter and "ARKANSAS" in the center. In the center of the seal is a shield with a plow, a sheaf of wheat, and a cotton plant, with the words "AGRICULTURE" and "COMMERCE" on either side. A five-pointed star is positioned at the bottom of the seal.

Item 8
**Other Business &
Discussion**



Arkansas State Highway Commission Meeting

Wednesday, January 28, 2015